



CE



QINGDAO ZONGJIN ENGINEERING MACHINERY CO.,LTD.

WOLF (QINGDAO) EQUIPMENT CO.,LTD.



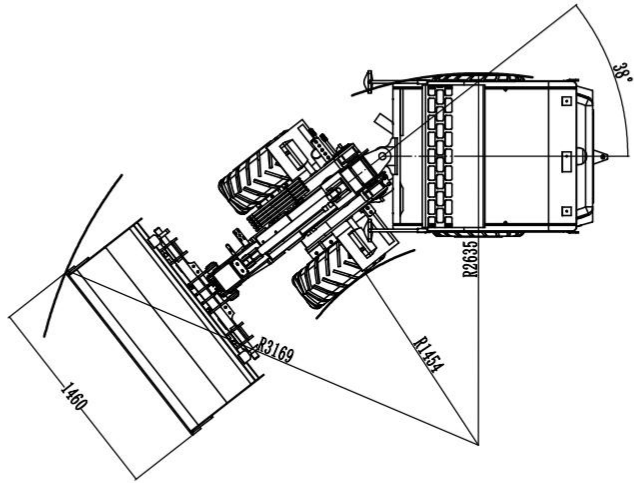
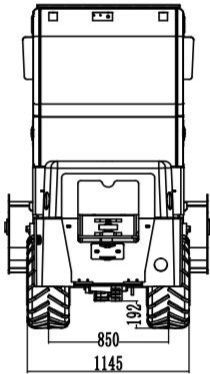
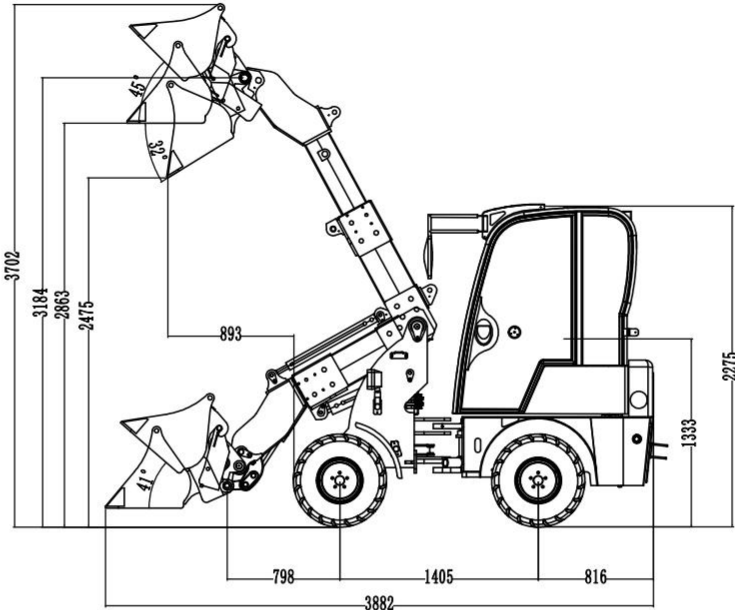
Tel: 0086-532-66739792

Email: info@chinawheelloaders.com

WeChat/Whatsapp: +8613589171650

Address: No.88 Chunyang Rd,Chengyang,Qingdao,China

WHEEL LOADER MINI 750T



DESCRIPTION

The WOLF MINI750T is a telescopic loader based on the MINI750 model. It offers two cabin options: a canopy and an enclosed cabin. Designed to meet Euro 5 and EPA Tier 4 emission standards, the MINI750T provides a selection of engine options to suit different needs. Its hydrostatic system ensures stable power and comfortable operation. With its compact size, the MINI750T is ideal for working in tight spaces, making it a versatile choice for various tasks.

Specifications

Engine Model:	Perkins 403J-11 E5 / EPA
Rated Power(kw):	18.4
Rated Speed(rpm):	2200
Rated load(kg):	600
Rated Bucket Capacity(m3):	0.2-0.4
Overall Size LxWxH(mm):	3882×1145×2275
Wheel base (mm):	1405
Wheel thread(mm):	850
Max.breakout force (KN):	43
Max.dump height(mm):	2475
Dump distance(mm):	893
Total time(s):	7.5
Operating Weight(kg):	2050
Tyre:	26×12-12



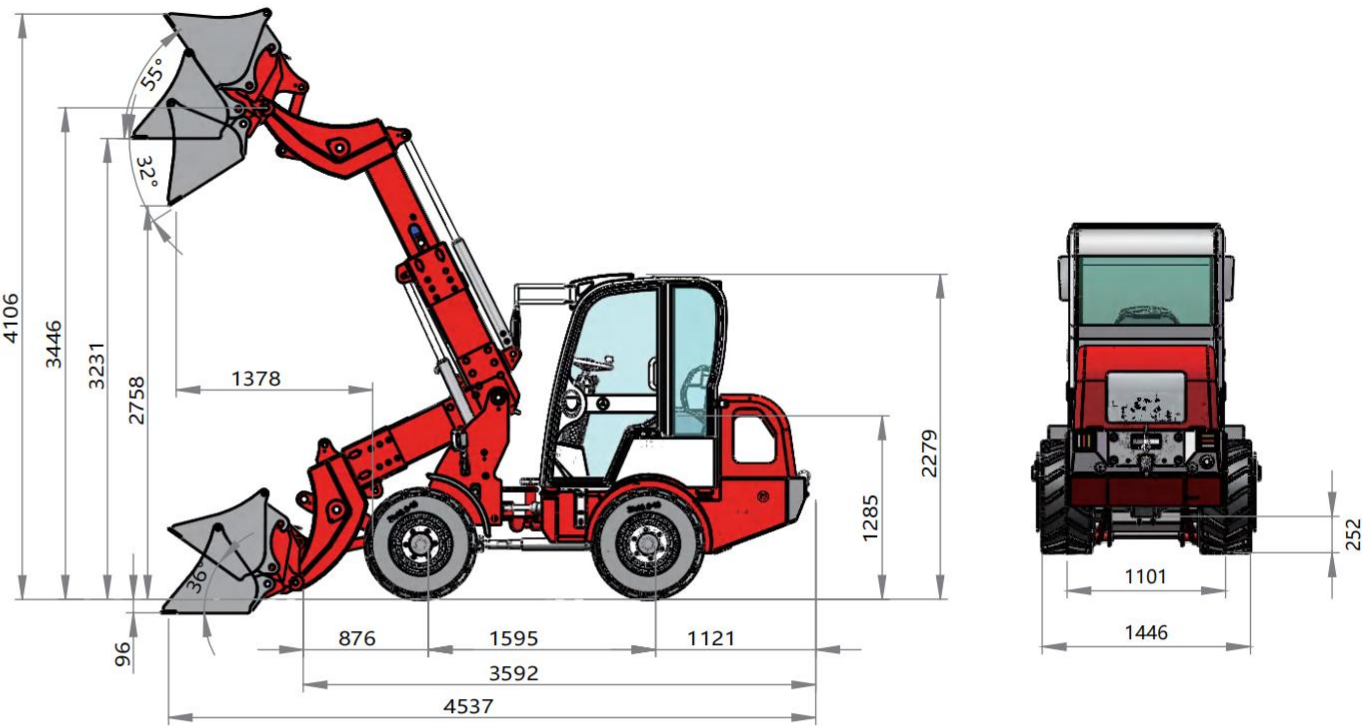
WHEEL LOADER

MINI 780HT



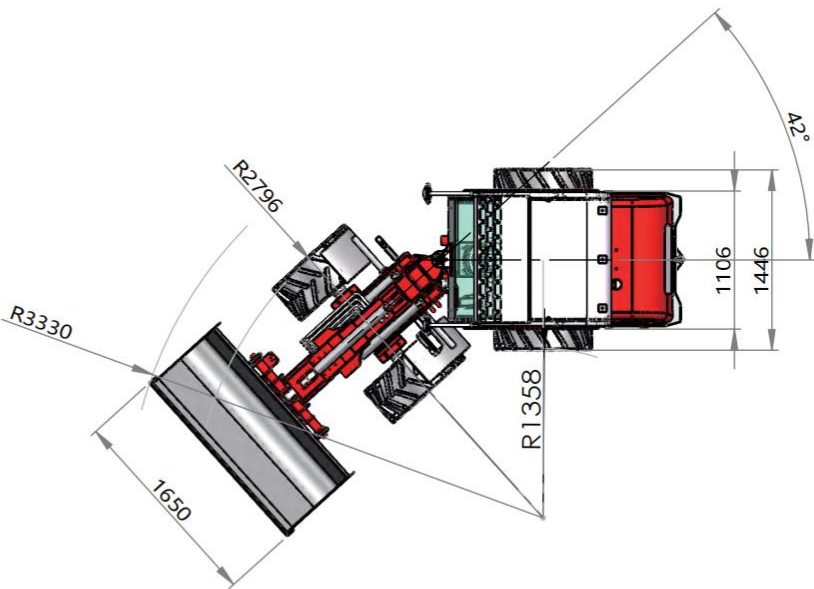
Specifications

Engine Model:	KUBOTA V1505 E5 / EPA
Rated Power(kw):	18.2
Rated Speed(rpm):	2300
Rated load(kg):	1000
Max Loading Capacity(kg):	1200
Rated Bucket Capacity(m3):	0.3-0.4
Overall Size LxWxH(mm):	4537×1520×2279
Wheel base (mm):	1595
Wheel thread(mm):	1175
Max.breakout force (KN):	50
Max.dump height(mm):	2758
Dump distance(mm):	1378
Total time(s):	7.3
Operating Weight(kg):	2500
Tyre:	31×15.5-15



DESCRIPTION

WOLF Mini780HT loader is a telescopic loader based on Mini780H. It is powered by Kubota engine, which is certified with both Euro 5 and EPA Tier 4 standards. PWG hydrostatic driving system gives this loader a pleasant joy to operate. Electric joystick, back camera, hydraulic quick hitch are all included as standard configurations for this loader.



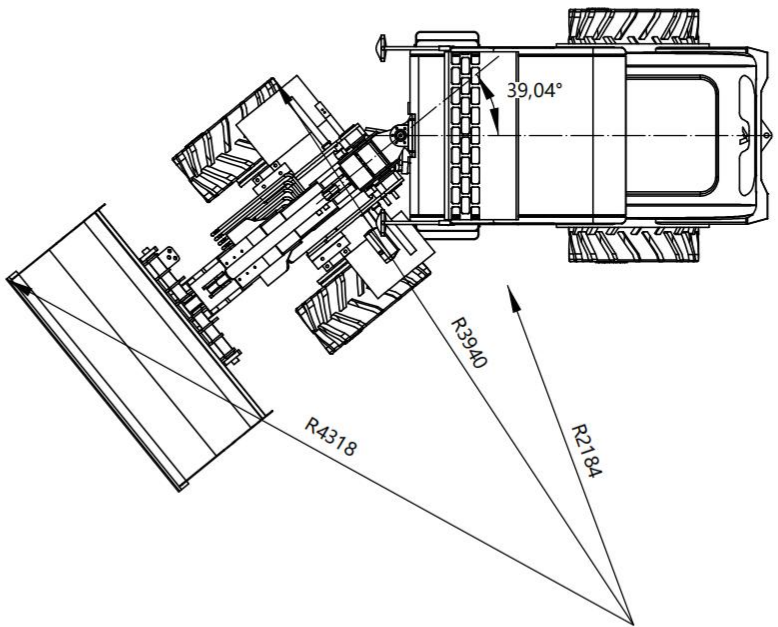
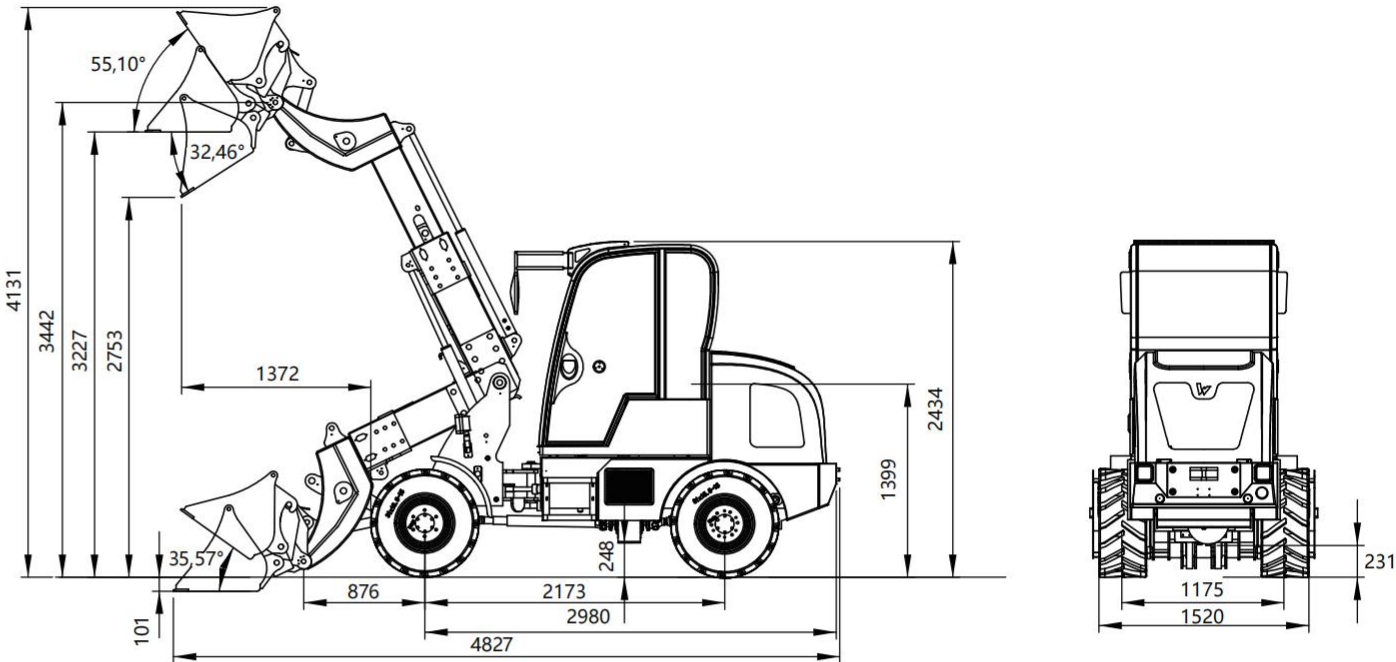
WHEEL LOADER

MINI 780TT



Specifications

Engine Model:	Changchai390
Rated Power(kw):	25
Rated Speed(rpm):	2400
Rated load(kg):	1000
Max Loading Capacity(kg):	1200
Rated Bucket Capacity(m3):	0.3-0.5
Overall Size LxWxH(mm):	4827×1520×2434
Wheel base (mm):	2173
Wheel thread(mm):	1175
Max.breakout force (KN):	32
Max.dump height(mm):	2753
Dump distance(mm):	1372
Total time(s):	8
Operating Weight(kg):	2800
Tyre:	825-16/10-16.5/29×12.5-15/31×15.5-15



DESCRIPTION

WOLF Mini780TT is a telescopic loader based on Mini780T. It can reach higher lifting height and longer dumping distance. It is a universal helper for construction, on the farm, for gardening or landscape work.

This wheel loader has a complete lighting system including work lights and a modern cabin with heating, blower and windscreen wiping and washing system at the front. The doors of the cabin are fixed when open. The spring-loaded seat, the adjustable steering wheel and the radio help make work more pleasant even on long working days.



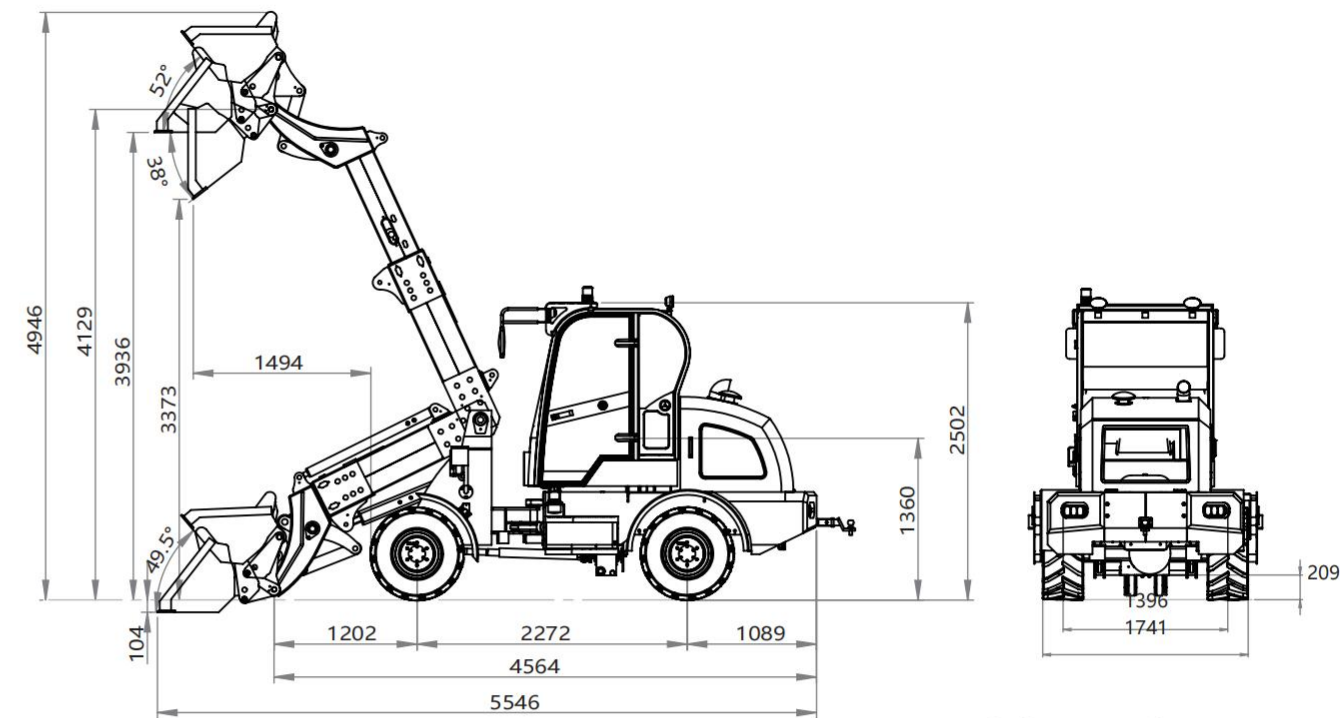
WHEEL LOADER

WL812T



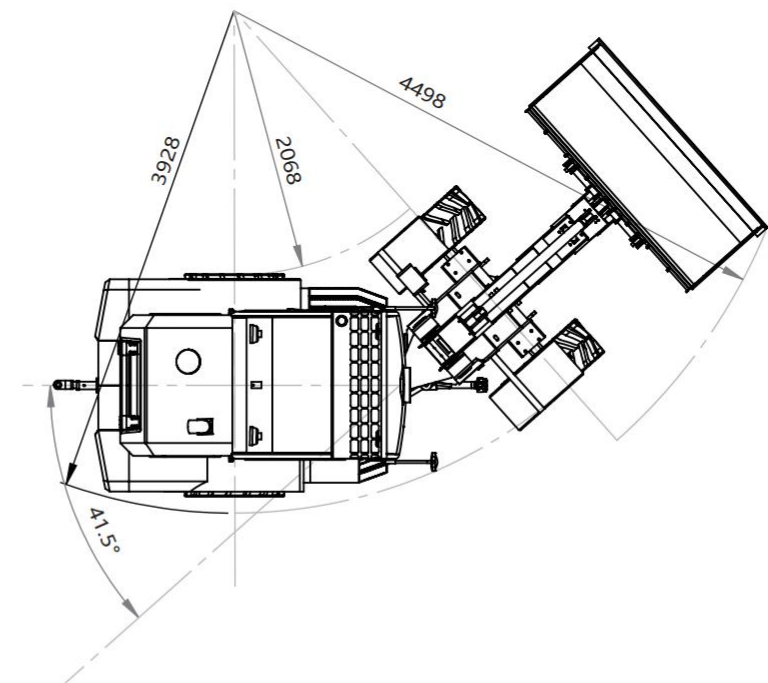
Specifications

Engine Model:	Changchai 490
Rated Power(kw):	39kw
Rated Speed(rpm):	2650
Rated load(kg):	1200
Rated Bucket Capacity(m³):	0.6-0.9
Overall Size LxWxH(mm):	5546×1741×2502
Wheel base (mm):	2272
Wheel thread(mm):	1396
Max.dump height(mm):	3373
Standard Tire:	20.5-16
Optional Tire:	31×15.5-15
Operating Weight(kg) :	3500



DESCRIPTION

WL812T is a telescopic loader based on WL812. Flexible turn angle design makes you turn the loader easily even in the narrow and hard road. In the luxury cabin, big room and complete wind screen glass provide operator with excellent view. Adjustment dashboard will help operator drive better.



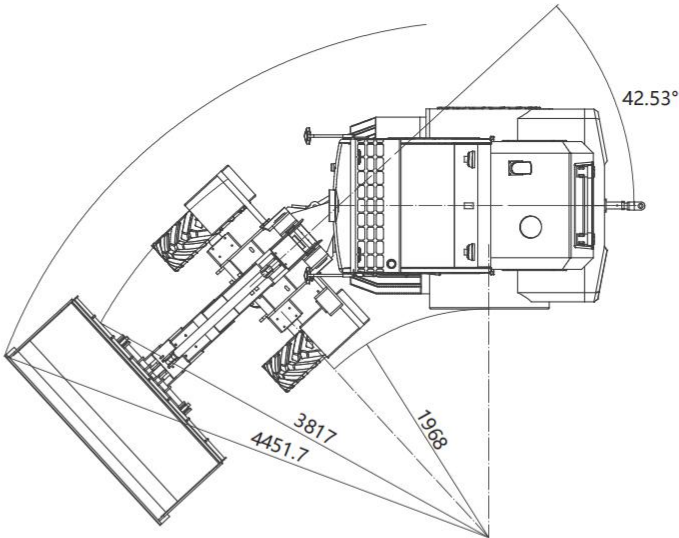
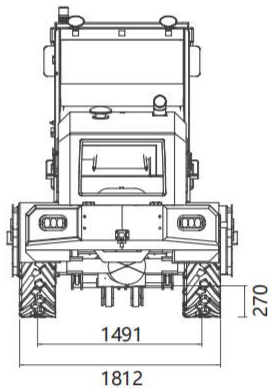
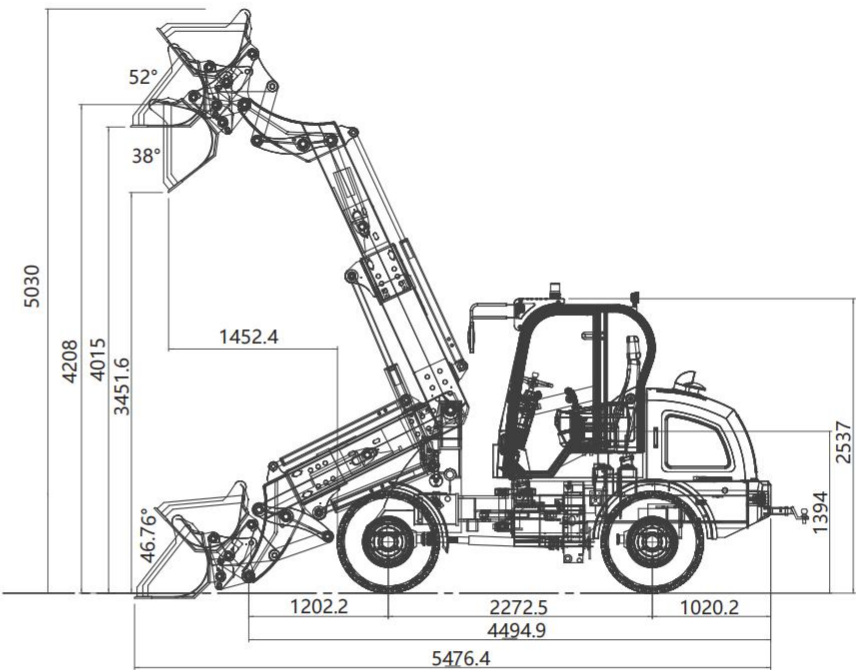
WHEEL LOADER

WL816T



Specifications

Bucket Capacity (Cbm):	0.8-0.9
Rated Load (Kg):	1600
Overall Weight (Kg):	3900
Max.Dumping height (mm):	3451
Standard Engine:	XIN CHAI A498BT1 E3
Rated Power (Kw):	36.8
Rated Speed (R/min):	2650
Wheel Base (mm):	2272.5
Wheel Thread (mm):	1491
L×W×H (mm):	5476×1812×2537
Standard tire:	20.5/70-16
Option Tire:	33×15.5-16.5



DESCRIPTION

More reach and lift height
Due to a telescoping loading system

Fatigue-free working
Thanks to the spacious and ergonomic comfort cab



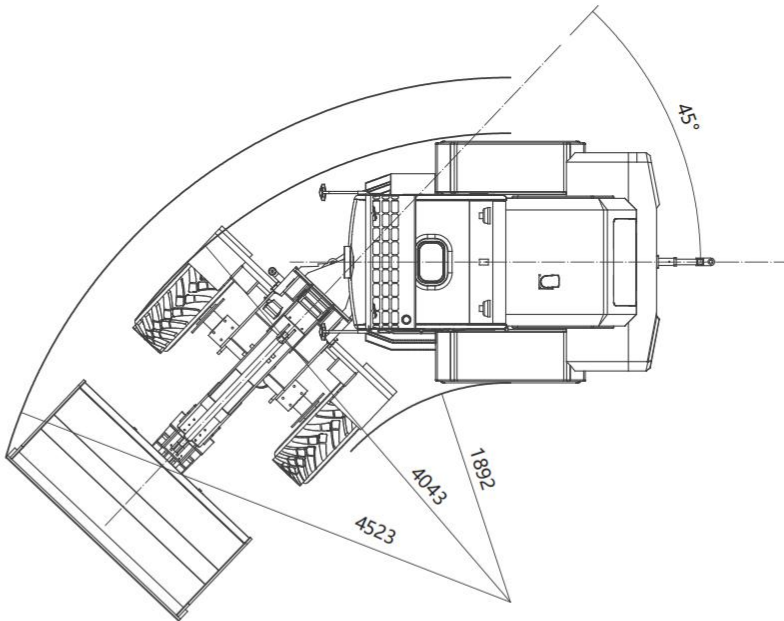
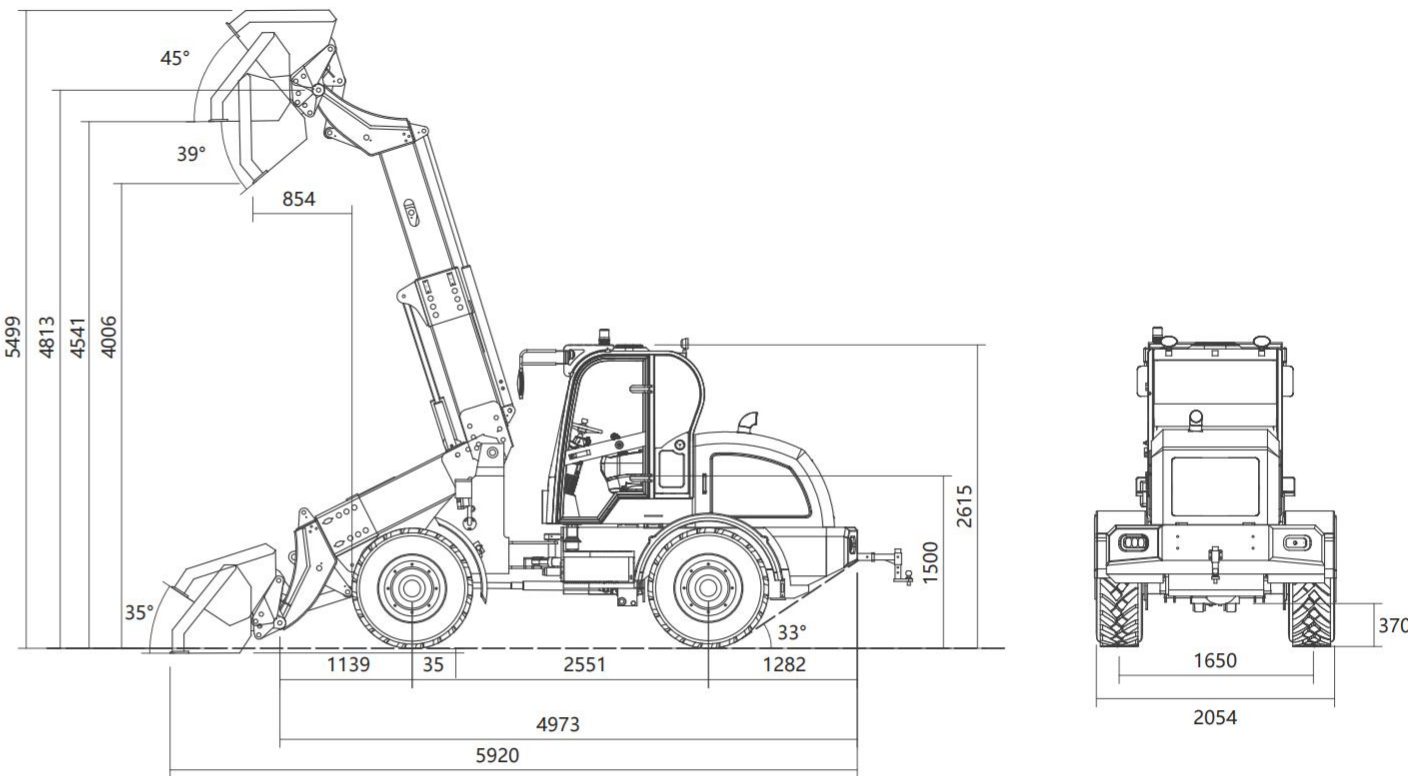
WHEEL LOADER

WL825T



Specifications

Bucket Capacity(Cbm):	1.0-1.2
Rated Load(Kg):	2000
Max Loading Capacity(kg):	2500
Overall Weight(Kg):	5700
Max.Dumping height(mm):	4006
Standard Engine:	CHANGCHAI 4G33
Rated Power(Kw):	70
Rated Speed(R/min):	2400
Wheel Base(mm):	2551
Wheel Thread(mm):	1650
L×W×H (mm):	5920×2054×2615
Standard Tire:	16/70-20



DESCRIPTION

High level of reliability
Through easily accessible maintenance points and timetested and proven components.

Reduced operating costs
Through optimum power to weight ratio and compact dimensions.



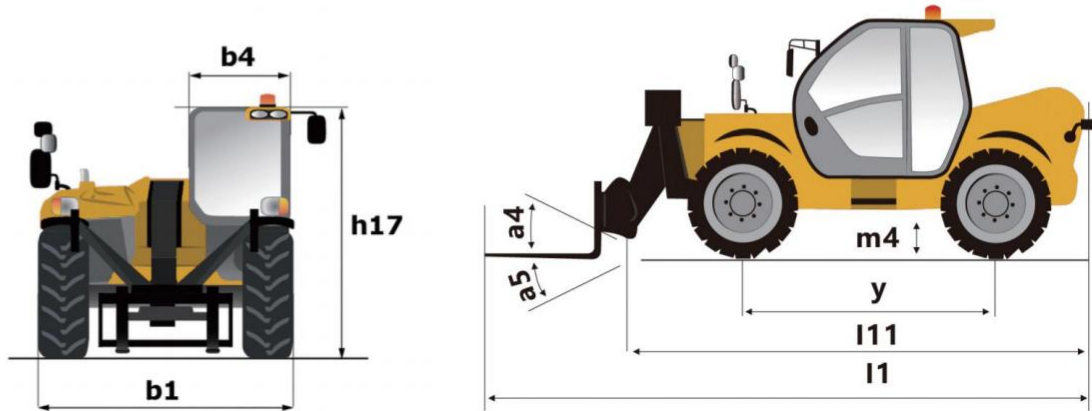
TELEHANDLER

3350T



Details

The 3350T telescopic telehandler combines power and reliability for demanding tasks. It features a 3.5-ton lifting capacity and a 7-meter reach for high-altitude operations. Powered by a 76KW Yunnei engine, it offers Euro5 and EPA Tier 4 emission options. Four-wheel steering enhances maneuverability, and the hydraulic quick hitch allows for easy attachment changes. With fully electronic controls and optional proportional control, the 3350T is a dependable choice for improving efficiency at various worksites.



Specifications

Max. capacity(kg):	3500
Max. lifting height(mm):	7000
Dimensions L×W×H(mm):	5870×2200×2550
Unladen weight(with fork)(kg):	7600
Standard tires:	16/70 -20
Forks length/ width/ section(mm):	1220×125×50
Engine model:	YCD4M22T-105
Engine power:	103 Hp /77.3 kW
Transmission type:	Torque converter
Number of gears (forward / reverse) :	2/2
Max. travel speed(km/h):	35 km/h

Easy To Open Engine Hood



Ergonomic Joystick



Crab Drive



Four Wheels Steering



Perfect All-Round View



Pleasant Working Environment

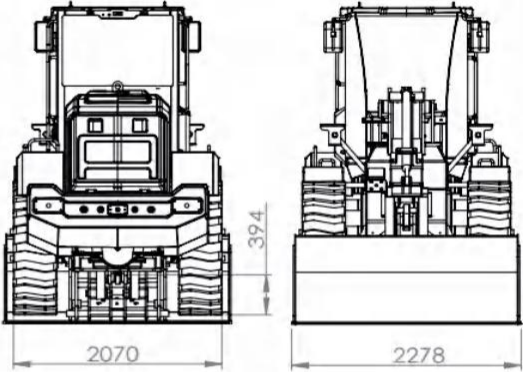
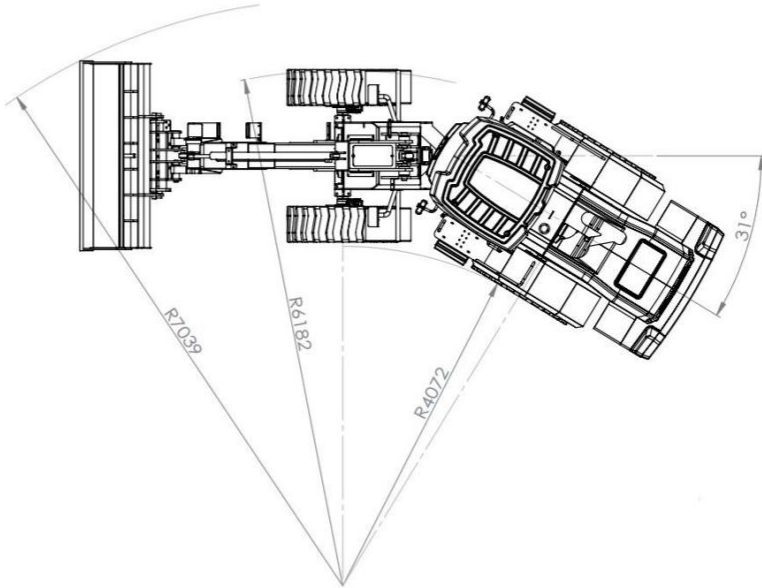
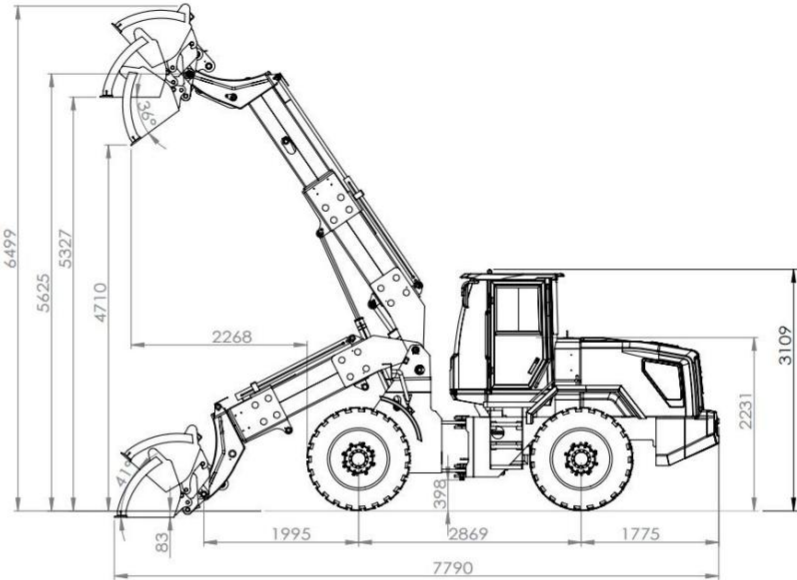


WHEEL LOADER WL933NT



Specifications

Bucket Capacity(Cbm):	1.5
Rated Load(Kg):	3000
Overall Weight(Kg):	8600
Max. Dumping Height(mm):	4710
Standard Engine:	WEICHAI DEUTZ
Rated Power(Kw):	92
Rated Speed(R/Min):	2200
Optional Engine:	WP6G125E22
Wheel Base(mm):	2869
Wheel Thread(mm):	1670
L×W×H (mm):	7790×2278×3109
Standard Tire:	16/70-24
Option Tire:	17.5/25



DESCRIPTION

WL933NT is a telescopic loader based on WL933N. The maximum lifting height of this loader is 5.3m.

